

• PLEASE BRING THIS FORM TO YOUR APPOINTMENT •

Name: \_\_\_\_\_ DOB: \_\_\_\_\_ Phone: \_\_\_\_\_

Diagnosis/Indication/Symptoms: \_\_\_\_\_ Appointment Date: \_\_\_\_\_

• EXAMINATION •

**MAMMOGRAPHY/TOMOGRAPHY**

- Screening \_\_\_ R \_\_\_ L \_\_\_ Bilateral
- Diagnostic \_\_\_ R \_\_\_ L \_\_\_ Bilateral
- Work up as needed**
- Biopsy as indicated**

**BREAST U/S**

\_\_\_ R \_\_\_ L \_\_\_ Bilateral

**SIERRA IMAGING ONLY**

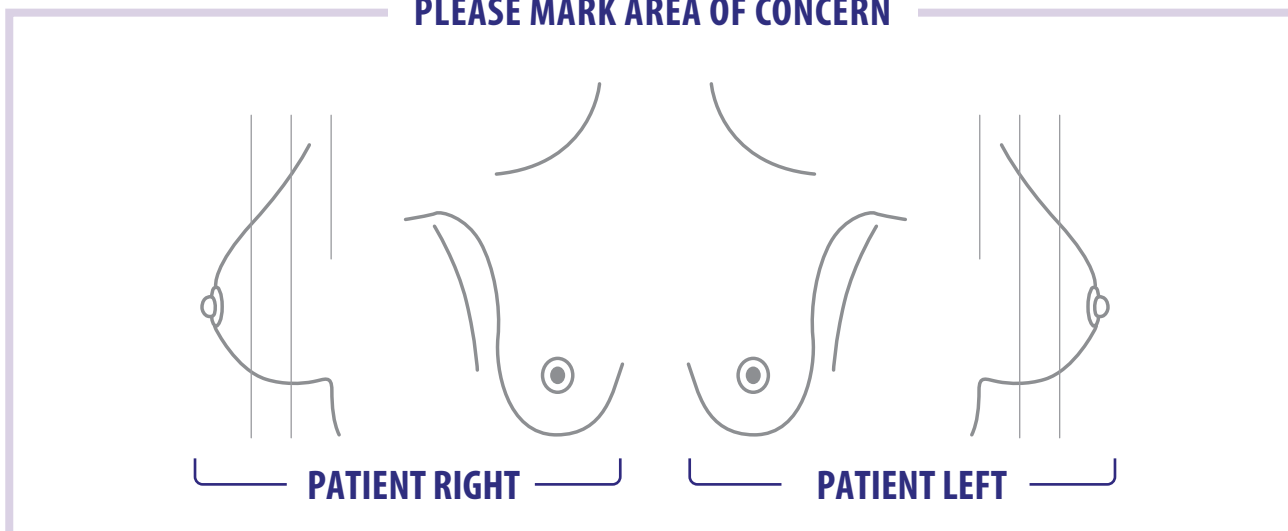
**BREAST MRI**

\_\_\_ w & w/o contrast:  
mass protocol  
\_\_\_ no contrast:  
implant protocol

**BREAST PROCEDURES**

- FNA \_\_\_ R \_\_\_ L \_\_\_ Bilateral
- Cyst ASP \_\_\_ R \_\_\_ L \_\_\_ Bilateral
- US Core Bx \_\_\_ R \_\_\_ L \_\_\_ Bilateral
- Stereotactic Core Bx \_\_\_ R \_\_\_ L \_\_\_ Bilateral
- Needle Localization \_\_\_ R \_\_\_ L \_\_\_ Bilateral

**PLEASE MARK AREA OF CONCERN**



**DXA - Bone Density Analysis**

\_\_\_ Central \_\_\_ Peripheral

**VFA - Vertebral Fracture Assessment**

**Hysterosalpingogram (HSG)**

**Hysterosonogram**

**SIERRA IMAGING ONLY**

**Additional Copies to:** \_\_\_\_\_

**PHYSICIAN'S SIGNATURE:** \_\_\_\_\_

**Date:** \_\_\_\_\_

**PATIENT CHECKLIST: What to bring and how to prepare for your exam**

**Insurance Information**

- Do you have your pre-authorization if required by your health plan?
- Do you have your insurance card?
- Do you have your co-payment required by your insurance plan?
- Note:** We contract with most major insurances carriers - if you have any questions regarding your specific plan, call **559.435.4433**

**What to Bring & When to Come**

- Do you have your physician's order/referral?
- Do you have any prior imaging, x-rays, or examination if required?
- Leave with enough time to arrive at least 20 minutes before your appointment time.**

## EXAMINATION INSTRUCTIONS - Find your exam below

### Mammography Examination

- Please do not use deodorant, perfume, powder, ointment, or preparation of any kind in the underarm areas or on your breast.
- Wear a blouse with a skirt or slacks instead of a dress as it will be necessary to undress from the waist up for the examination.

### Bone Density Analysis - DXA

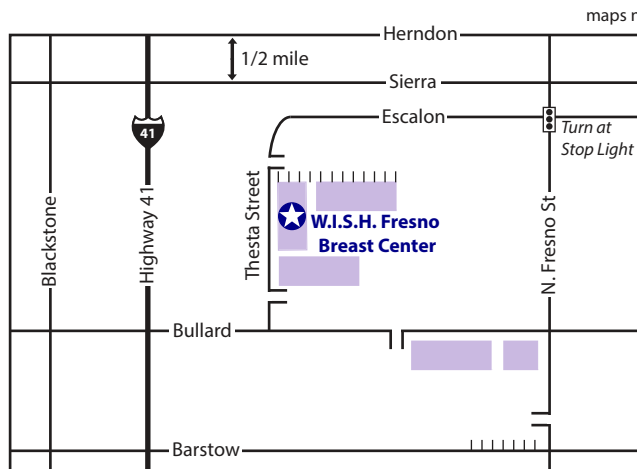
- Please don't take calcium supplements for 2 days prior to exam.
- Wear clothing without snaps, buttons, or zippers.

### Hysterosalpingogram (Performed at Sierra Medical Imaging)

- Schedule exam for 9-12 days after the start of your menstrual period.
- No unprotected sexual intercourse from the start of your menstrual period until after exam.
- The day after your period starts, call to make an appointment at **559.322.4271**
- Nothing to eat or drink after midnight, the night before exam.

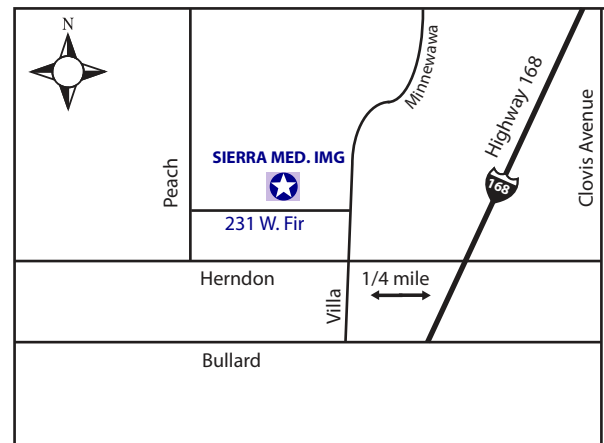
### Breast MRI (Performed at Sierra Medical Imaging)

- For contrast, do NOT eat or drink anything for at least 4 hours prior to the exam.
- Notify our staff prior to your appointment if:
  - ▶ You have a pacemaker or defibrillator
  - ▶ You have a brain aneurysm clip
  - ▶ You have any metal or mechanical devices implanted in your body
  - ▶ You have kidney failure



#### W.I.S.H. FRESNO BREAST CENTER

Located north of Bullard Avenue between Freeway 41 and Fresno Street  
6107 N Fresno St # 101 | 559.435.4433



#### SIERRA MEDICAL IMAGING

Located behind Peachwood Medical Group  
231 W Fir Avenue | 559.432.7442  
BREAST MRI (ONLY)

Radiology Services provided by  
**SIERRA IMAGING ASSOCIATES**

Thank you for choosing 

**CONNECT**  
PATIENT PORTAL

Take advantage of our patient portal to schedule your exam, then view your report after your appointment.  
Connect.Radnet.com/FresnoPP

